

CLARK COUNTY HIGHWAY DEPARTMENT
Application Process for
SEASONAL WEIGHT EXEMPTION PERMIT

Submitted Permits must include:

1. Completed (and Signed) *Application/Permit* (Page 1)
2. Completed (Marked) *Location Map* (Page 2)

Please refer to the conditions stated below:

- a. A “divisible load” is any cargo being carried, which can be separated into units of legal weight without affecting the physical integrity of the load. Examples of divisible loads include: aggregate (sand, top soil, gravel, stone), logs, scrap metal, fuel, palletized goods (including perishable goods), etc. Divisible loads are not eligible for a permit.
- b. A “non-divisible load” is any cargo being carried which cannot be separated into units of less weight without affecting the physical integrity of the load. Examples of non-divisible loads include, but are not limited to; a single pole, single column, single vehicle, bulk milk and raw septic waste from the originating source to the final destination. Any special circumstances would need to be discussed with the Highway Commissioner for review.
- c. All vehicles above the maximum weight are required to have a permit.
- d. This permit shall be filled out by the transporting individual, not the receiving individual. The approved permit shall be in the transporting vehicle to be valid.
- e. This permit is not valid unless signed. Any attempt to receive a verbal permit is not allowed.
- f. Application form shall be filled out completely, including signature of the company representative. Leaving any information blank will result in the denial of permit.
- g. The permit shall include a marked route map. The starting point, delivery/pickup address, direction of travel and end point should be clearly labeled.
- h. This permit is only valid for county trunk highways. Any weight restrictions on State, City, Village or Township roads are handled by each respective entity.

Submit the application by email to: highway.permits@co.clark.wi.us, or you may fax the form back to (715) 743-2219.

If you have any questions or concerns, you may contact our office at (715) 743-3680.

CLARK COUNTY TRUNK HIGHWAY SEASONAL WEIGHT LIMIT POSTING DEFINITIONS

511 W South St, Loyal, WI 54446 | www.clarkcountywi.com | Phone: 715-743-3680 | Fax: 715-743-2219

SINGLE AXLE: SIX (6) TONS

For a single-axle vehicle, you are allowed six tons for the front steer axle and six tons for the rear drive axle—a grand total of 12 tons, or 24,000 pounds.

TANDEM AXLE: TEN (10) TONS

For a tandem axle vehicle, you are allowed six tons for the front steer axle and ten tons total for the rear tandem drive axles—a grand total of 16 tons, or 32,000 pounds.

VEHICLES WITH AN ADDITIONAL TAG OR PUSHER AXLE:

If you have an additional, independent pusher axle or tag axle with suspension independent of the suspension of the tandem drive axles, you are allowed an additional six tons for that axle—a grand total of 22 tons, or 44,000 pounds. These are typically described as tri-axle vehicles.



This is the weight limit sign used as an example for this document.

STATE STATUTE 348.01 (2) (C) – DEFINITION OF TANDEM AXLE

“Tandem axle’ means any 2 or more consecutive axles whose centers are 42 or more inches apart and which are individually attached to or articulated from, or both, a common attachment to the vehicle including a connecting mechanism designed to equalize the load between axles.”


SINGLE AXLE - 12 T MAX




26 T MAX




TANDEM AXLE - 16 T MAX




26 T MAX



TRI-AXLE - 22 T MAX



22 T MAX



DISCLAIMER

All vehicles traveling on Clark County highways are regulated by the laws of the State of Wisconsin, which govern the legal axle weights for each type of vehicle. The definitions stated above are for explanatory purposes only; it is the responsibility of the vehicle operator to understand and comply with all Wisconsin and Clark County laws.

CLARK COUNTY HIGHWAY DEPARTMENT SEASONAL WEIGHT POSTING PERMIT

2025

511 W South Street, Loyal, WI 54446
 Phone (715) 743-3680 EMAIL highway.permits@co.clark.wi.us
This Permit is Not Valid Unless Signed

Permits may be revoked at any time. Any operator cited for an overweight load on a County Highway will forfeit their permits for all County Highways for himself/herself and all other vehicles named on the permit. **ALL FIELDS ON THIS FORM ARE REQUIRED.**

Leaving information blank shall result in denial of permit. ****Permits shall be with operator to be valid.****

*****THIS PERMIT IS ONLY VALID FOR COUNTY HIGHWAYS*****

COMPANY NAME: _____ REPRESENTATIVE'S NAME: _____

ADDRESS: _____

WORK PHONE: _____ MOBILE PHONE: _____

FAX NUMBER: _____ EMAIL: _____

Permits should be submitted individually, meaning one permit per power unit. A power unit permit may contain multiple routes. Each route should include a clearly marked map.

	Make	Model	No. Axles	License Number	State
POWER UNIT					

	<i>Select Type of Trailer Below</i>				No. Axles
TRAILER	Deckover	Van	Tanker	Equipment	

	FRONT AXLE	AXLE 1	AXLE 2	AXLE 3	AXLE 4	AXLE 5	AXLE 6	AXLE 7	AXLE 8
SPACING BETWEEN AXLES									

TOTAL WEIGHT (TRUCK & TRAILER) <u>EMPTY</u> :	TOTAL WEIGHT (TRUCK & TRAILER) <u>LOADED</u> :
---	--

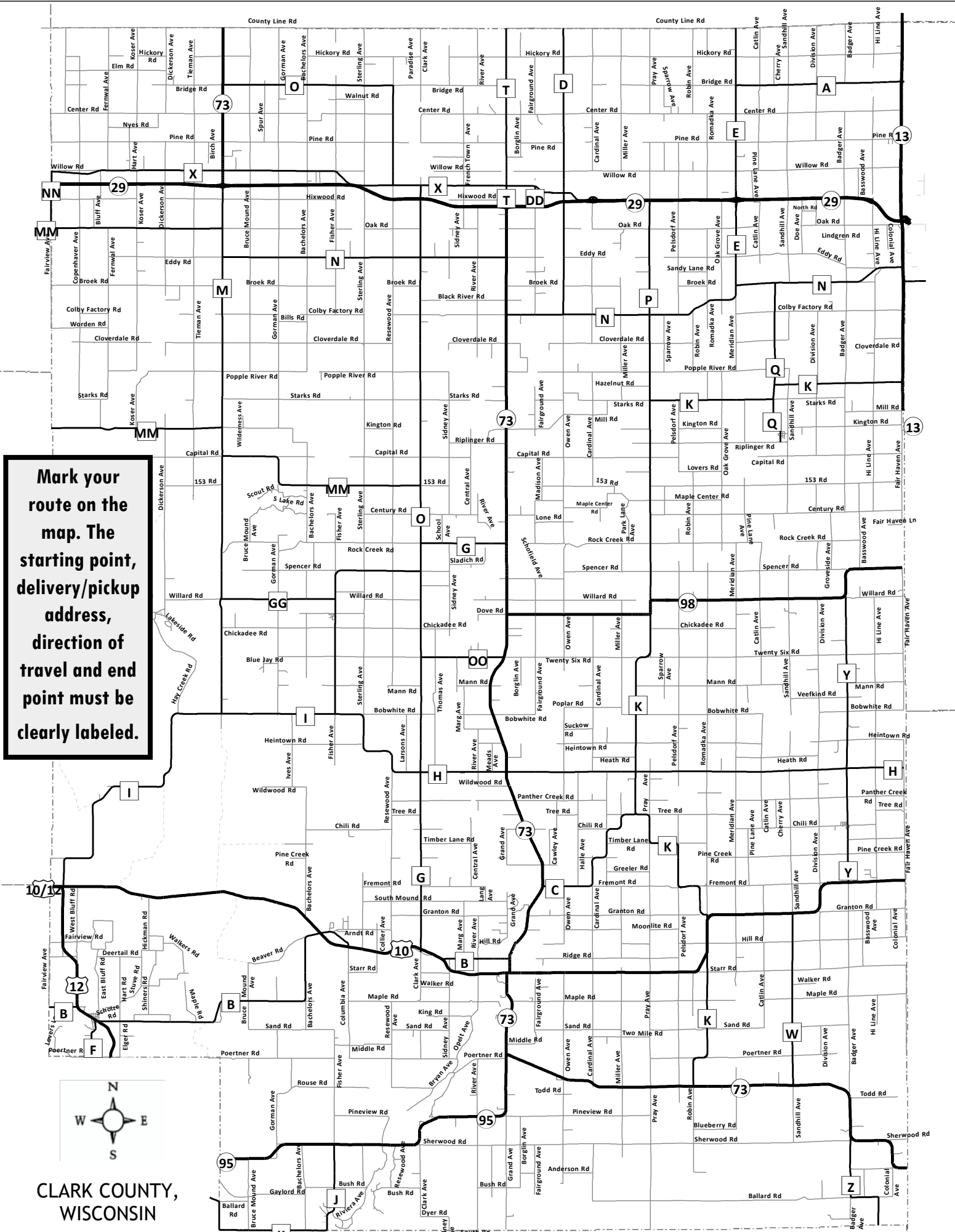
LOAD INFORMATION:				
Single: (List Date of Move)	Multiple: (List Trip Information)			
	Number of Trips _____	Per:	DAY	WEEK
LIST TYPE OF MATERIAL BEING HAULED: (Please be specific.)				

LOCATION INFORMATION:					
(Multiple locations must be listed on separate sheet as below – Including Source/Delivery Address)					
SOURCE ADDRESS			TO DELIVERY ADDRESS		
Street Address:			Street Address:		
City	State	Zip	City	State	Zip
VIA WHICH COUNTY ROADS (EXCLUDE STATE HIGHWAYS AND TOWN ROADS)					

Signature of Company Representative: _____ Date: _____

HIGHWAY DEPARTMENT USE ONLY

PERMIT CONDITIONS	
Approved by Commissioner: _____	Date: _____
Permit Expiration: _____	



Mark your route on the map. The starting point, delivery/pickup address, direction of travel and end point must be clearly labeled.

**CLARK COUNTY,
WISCONSIN**

This map was prepared by the Clark County Land Info Office. Information is believed correct but is ADVISORY only. Information is based on public records believed to be reliable, but this information on distributed an 'AS IS' basis. No warranties are implied.